



Similarity Checker 'turn it in' Guide for self-checking

<Contents>

- [Turn it in ?](#)
- [Create an Account](#)
- [Submitting a Paper](#)
- [Viewing Originality Reports](#)
- [Grammar Check](#)

Turn it in ?

- www.turnitin.com
- Turn it in is a **similarity checking program** to **check originality** of students' works and **prevent plagiarism**.
- It **compares** papers against Internet pages, subscription repository of periodicals, journals, publications and repository of previously submitted papers.
- Related information and guides
: UNIST Library → Research Supports
→ [Plagiarism Prevention Tool](#)



Turn it in Quick Start Training Video (English)
<https://youtu.be/AC3GB-FOMvY>

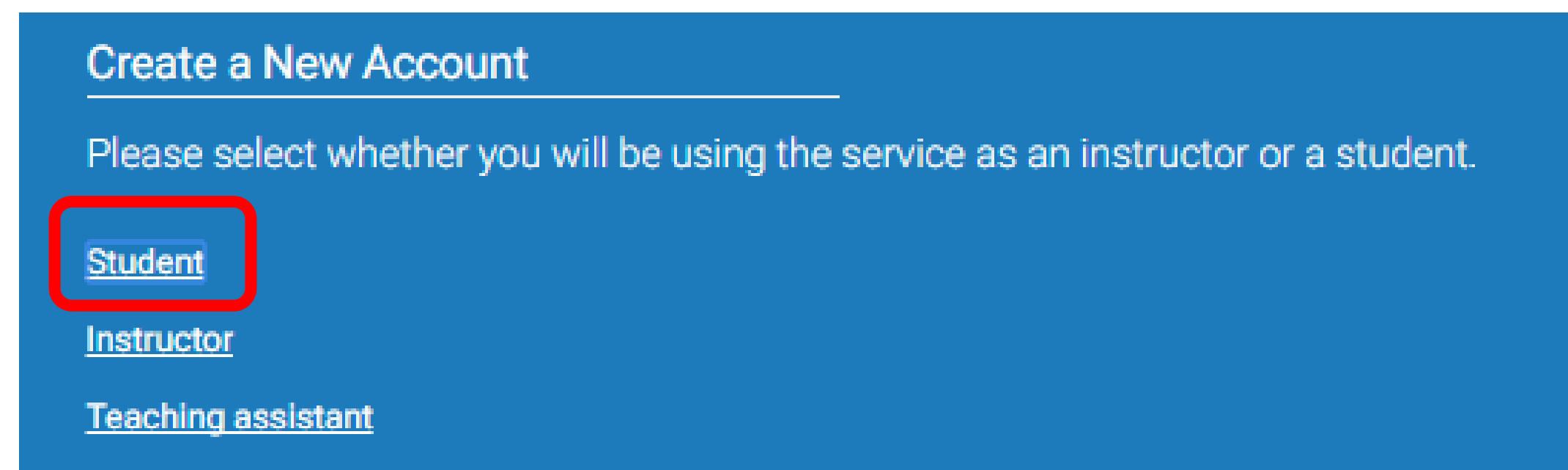
Create an Account: **Self-Checking**

- ① Turn it in (www.turnitin.com) → [Create Account](#)
- ② Create a New Account → [Student](#)
- ③ Enter a given **Class ID** and your information

✂ Class ID & enrollment key are available on the library website
[‘Plagiarism Prevention Tool’](#) menu. (Log in is required)

✂ e-mail Address (= turn it in account): Enter your UNIST e-mail

✂ Account for instructor role: Contact the library (ext. 1405)



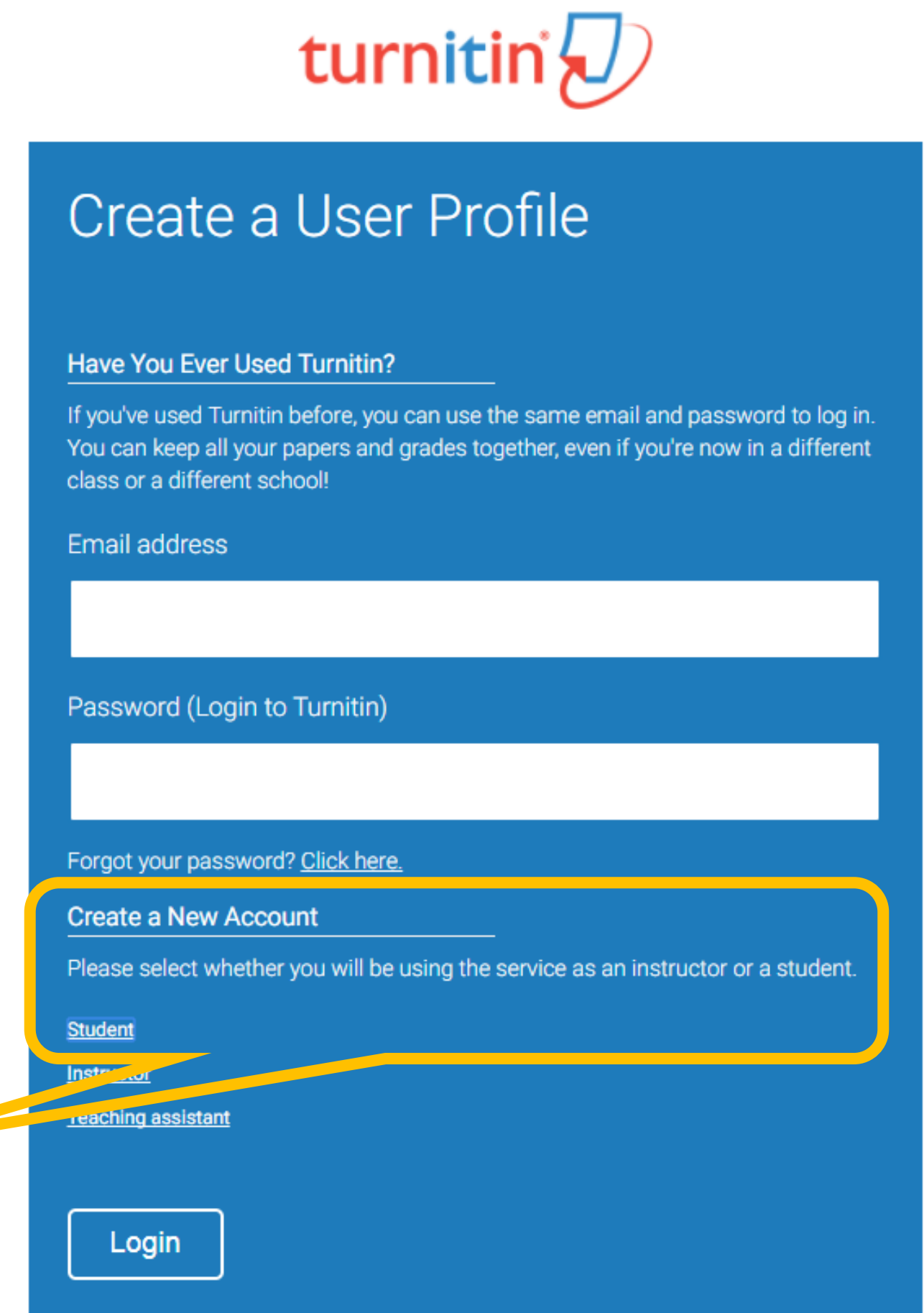
Create a New Account

Please select whether you will be using the service as an instructor or a student.

[Student](#)

[Instructor](#)

[Teaching assistant](#)



turnitin

Create a User Profile

Have You Ever Used Turnitin?

If you've used Turnitin before, you can use the same email and password to log in. You can keep all your papers and grades together, even if you're now in a different class or a different school!

Email address

Password (Login to Turnitin)

Forgot your password? [Click here.](#)

Create a New Account

Please select whether you will be using the service as an instructor or a student.

[Student](#)

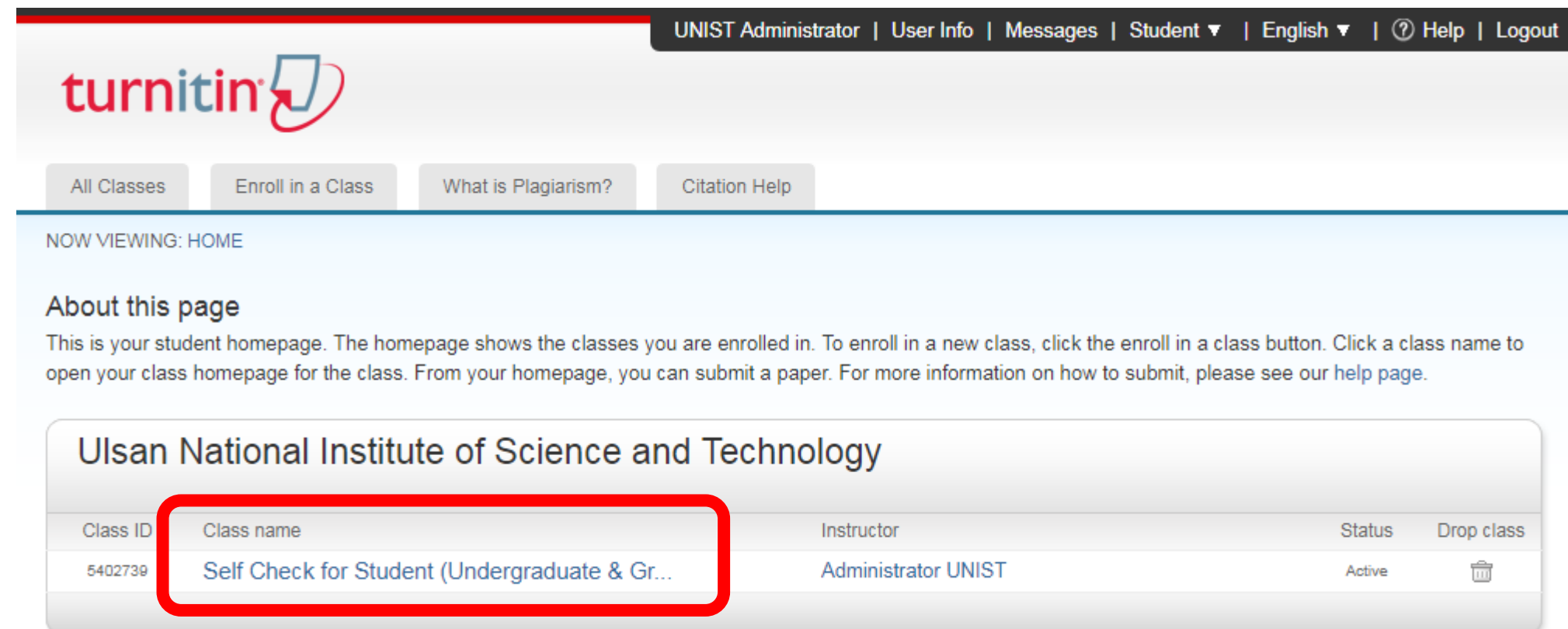
[Instructor](#)

[Teaching assistant](#)

Login

Submitting a Paper

① Select a class for self-check



UNIST Administrator | User Info | Messages | Student ▼ | English ▼ | ? Help | Logout

turnitin

All Classes | Enroll in a Class | What is Plagiarism? | Citation Help

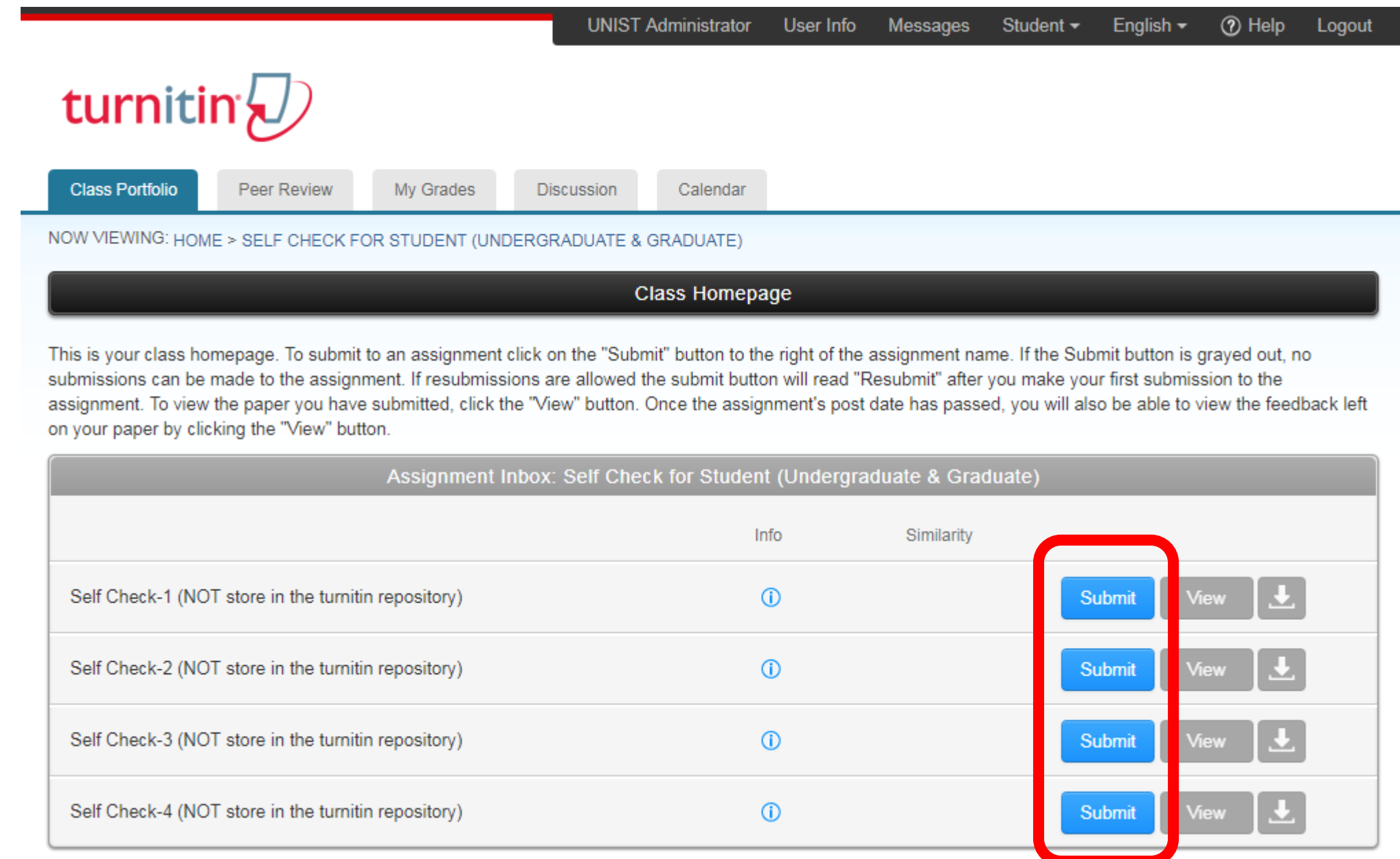
NOW VIEWING: HOME

About this page
This is your student homepage. The homepage shows the classes you are enrolled in. To enroll in a new class, click the enroll in a class button. Click a class name to open your class homepage for the class. From your homepage, you can submit a paper. For more information on how to submit, please see our help page.

Ulsan National Institute of Science and Technology

Class ID	Class name	Instructor	Status	Drop class
5402739	Self Check for Student (Undergraduate & Gr...	Administrator UNIST	Active	

② Click the Submit button to upload a file



UNIST Administrator | User Info | Messages | Student ▼ | English ▼ | ? Help | Logout

turnitin

Class Portfolio | Peer Review | My Grades | Discussion | Calendar

NOW VIEWING: HOME > SELF CHECK FOR STUDENT (UNDERGRADUATE & GRADUATE)

Class Homepage

This is your class homepage. To submit to an assignment click on the "Submit" button to the right of the assignment name. If the Submit button is grayed out, no submissions can be made to the assignment. If resubmissions are allowed the submit button will read "Resubmit" after you make your first submission to the assignment. To view the paper you have submitted, click the "View" button. Once the assignment's post date has passed, you will also be able to view the feedback left on your paper by clicking the "View" button.

Assignment Inbox: Self Check for Student (Undergraduate & Graduate)

	Info	Similarity	
Self Check-1 (NOT store in the turnitin repository)			Submit View
Self Check-2 (NOT store in the turnitin repository)			Submit View
Self Check-3 (NOT store in the turnitin repository)			Submit View
Self Check-4 (NOT store in the turnitin repository)			Submit View

※ All files for self-check will not be stored in the turn it in student paper repository. It means your paper will not be checked against other students' submissions.

Submitting a Paper

③ Upload your paper

- Requirements for file upload
: Less than 40MB, at least 20 words of text, Maximum paper length is 400 pages
- File types allowed
: **Microsoft Word**, Excel, PowerPoint, WordPerfect, PostScript, **PDF**, HTML, RTF, OpenOffice (ODT), Hangul (HWP), Google Docs, and plain text

The screenshot shows the Turnitin submission interface for a student. At the top, there is a navigation bar with links for UNIST Administrator, User Info, Messages, Student, English, Help, and Logout. Below this is the Turnitin logo and a set of tabs: Class Portfolio, Peer Review, My Grades, Discussion, and Calendar. The main heading reads "NOW VIEWING: HOME > SELF CHECK FOR STUDENT (UNDERGRADUATE & GRADUATE)". The submission form is titled "Submit: Single File Upload" and includes a progress indicator "STEP 1 of 3". The form contains input fields for "First name" (filled with "Administrator"), "Last name" (filled with "UNIST"), and "Submission title". Below these fields is a section titled "What can I submit?" with the instruction "Choose the file you want to upload to Turnitin:". This section contains three buttons: "Choose from this computer", "Choose from Dropbox", and "Choose from Google Drive". The "Choose from this computer" button is highlighted with a red rounded rectangle. At the bottom of the form, there is a privacy notice: "We take your privacy very seriously. We do not share your details for marketing purposes with any external companies. Your information may be shared with our third party partners ONLY so that we may offer our service." and two buttons: "Upload" and "Cancel".

Submitting a Paper

④ Confirming your submission

UNIST Administrator User Info Messages Student English Help Logout

turnitin

Class Portfolio Peer Review My Grades Discussion Calendar

NOW VIEWING: HOME > SELF CHECK FOR STUDENT (UNDERGRADUATE & GRADUATE)

Submit: Single File Upload STEP ● ● ●

Please confirm that this is the file you would like to submit...

Author:
UNIST Administrator

Assignment title:
Self Check-1 (NOT store in the turnitin repository)

Submission title:
Originality check_test

File name:
turn it in_Originality Check.docx

File size:
14.81K

Page count:
2

Word count:
731

Character count:
3948

We take your privacy very seriously. We do not share your details for marketing purposes with any external companies. Your information may be shared with our third party partners ONLY so that we may offer our service.

Confirm Cancel

⑤ Viewing a similarity report

UNIST Administrator User Info Messages Student English Help Logout

turnitin

Class Portfolio Peer Review My Grades Discussion Calendar

NOW VIEWING: HOME > SELF CHECK FOR STUDENT (UNDERGRADUATE & GRADUATE)

Class Homepage

This is your class homepage. To submit to an assignment click on the "Submit" button to the right of the assignment name. If the Submit button is grayed out, no submissions can be made to the assignment. If resubmissions are allowed the submit button will read "Resubmit" after you make your first submission to the assignment. To view the paper you have submitted, click the "View" button. Once the assignment's post date has passed, you will also be able to view the feedback left on your paper by clicking the "View" button.

Assignment Inbox: Self Check for Student (Undergraduate & Graduate)

	Info	Similarity	
Self Check-1 (NOT store in the turnitin repository)	①	27%	Resubmit View

• Result: Percentage of similarity

✘ A first similarity reports is usually available in 5~10 minutes, it depends on the length of submitted paper.

✘ You can resubmit files to each 'Self-Check' menu. After 3 resubmissions, you will need to wait 24 hours after a resubmission to see a new Similarity Report.

✘ If you can not get a result report, please contact the library.

Viewing Originality Reports

feedback studio UNIST Administrator Originality check_test

Open layers

Match Overview

27%

27

1 Youngjune Bhak, Yeonsu Jeon, Sungwon Jeon, Oksung Chung et al. "Myotis rufoniger genome sequence and analyses: M. rufoniger's genomic feature and the decreasing effective population size of Myotis bats", PLOS ONE, 2017

2 phys.org Internet Source 7%

Similarity results

Grammar checking

Download results

Download

Current View

Digital Receipt

Originally Submitted File

Page: 1 of 2 Word Count: 731

- **Similarity index (%)**
: The percentage of the text in your paper that matched sources in turn it in database.
- **Result paper: Download → Current View**
✕ The result pages are on the last section of the downloaded PDF file.

Originality check_test

ORIGINALITY REPORT

27%	7%	22%	0%
SIMILARITY INDEX	INTERNET SOURCES	PUBLICATIONS	STUDENT PAPERS

PRIMARY SOURCES

1	Youngjune Bhak, Yeonsu Jeon, Sungwon Jeon, Oksung Chung et al. "Myotis rufoniger genome sequence and analyses: M. rufoniger's genomic feature and the decreasing effective population size of Myotis bats", PLOS ONE, 2017	20%
	Publication	

Example
: Similarity report

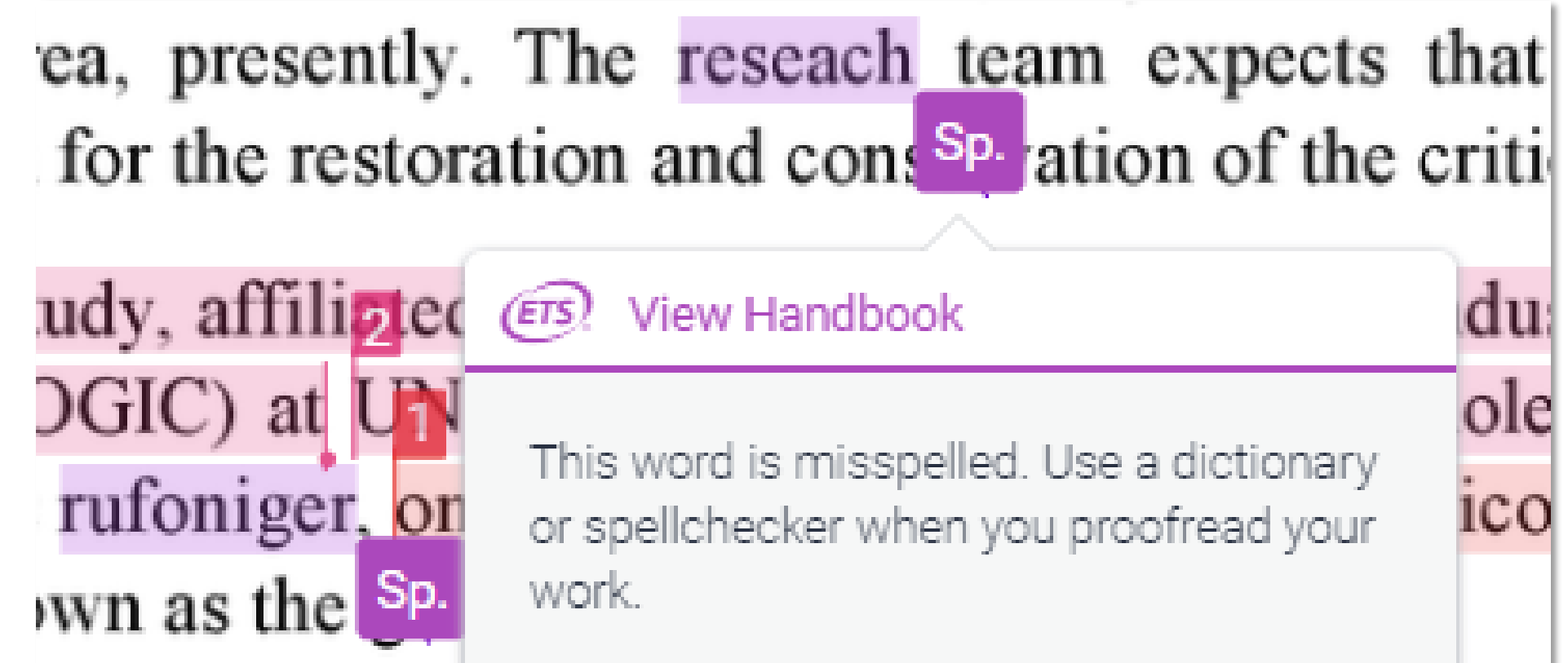
Grammar Check

The screenshot shows the 'feedback studio' interface with the 'UNIST Administrator' and 'Originality check_test' tabs. The main text area displays a document about the whole genome sequences of a rare red bat. The right sidebar shows the 'e-rater® Results' tab, which is highlighted with a yellow box and labeled 'Open layers'. The sidebar also shows a 'Grammar checking' icon with a green box. The 'e-rater® Results' table lists various error types and their counts:

Error Type	Count
Missing " ,	0
Missing " ?	0
Missing Apos.	0
Proper Nouns	0
Dup.	0
Compound	0
Hyph.	0
Fused	0
Style	0
Tone	0
Coord. Conjunction	0
P/V	0
Long	0
Short	0
Usage	7
Negation	0
Nonstandard	0
Confused	0
Article Error	7
Faulty Comparison	0
Wrong Article	0
Prep.	0
Wrong Form	0
Spelling	13
Sp.	13

The main text area shows the document content with various error markers (e.g., 'Sp.', 'Article Error') and a 'View Handbook' button. The bottom status bar indicates 'Page: 1 of 2' and 'Word Count: 731'.

- **e-rater Grammar Check** (Developed by ETS)
: It automatically checks submissions for grammar, usage, mechanics, style and spelling errors. Results are available on the 'e-rater' tab on the originality report.



- ✂ Maximum 64,000 characters are available to check automatically.
- ✂ e-rater settings: Advanced level, US & UK English Dictionaries



Question?

Kwon, Yulee, UNIST Library
(☎ 1405, kyl7539@unist.ac.kr)